

Difficult to impose
this type of equipment,
to ensure
Clean Floors !



How to maintain the presentation of your business with clean floors,
without limiting access to your staff, customers, the public?



YOUR INVESTMENT

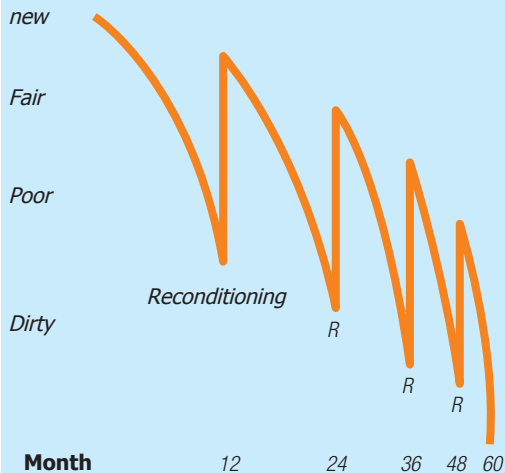
You may have made the choice of textile flooring for comfort, hygiene and luxury for the image they present. In time and through lack of proper maintenance, these qualities deteriorate. Then you present to your visitors and your staff, a poor company image; the opposite of the clean quality image you want to promote.

According to the characteristics of the selected surface, prevention and expenses generated by the maintenance vary considerably. Maintenance costs represent up to 86% of the total cost of the life of the floor coverings.

In 50% of cases, replacement is motivated by a dirty carpet, 30% wear and 20% change of decor.

LIKE ALL FLOORS, CARPET MUST BE CLEANED REGULARLY ...

Condition = result of ineffective cleaning methods



Floor coverings need to be replaced after only 5 years due to improper maintenance



...FAILING THIS; IT WILL HAVE TO BE REPLACED PREMATURELY

Example: Cost of premature replacement of 1000 m2 of carpet warranty *10 years, but changed after five years due to improper maintenance.

**Subject to compliance with the manufacturers recommendations for proper installation, care and maintenance, and protections applied where required to external entry points.*

Carpet Cost	40 000	2 nd buying of carpet	40 000
Installation costs in empty premises	5 000	Cost of removal. Installation & Moving furniture	15 000
Cost total	45 000	Cost total	55 000

← Annual Cost forecast 4500 →

← Actual cost annual 10 000 (excluding maintenance) →

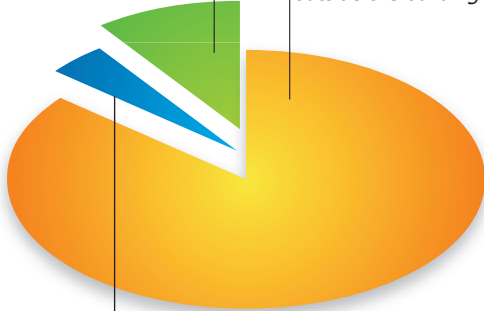
TO PROTECT & MAINTAIN

Supply and application
of coating

10%

Maintenance 86%

90% is caused
by dirt and moisture from
shoes brought in from
outside the building.



Repairs 4%

Source : CLEANING RESEARCH International

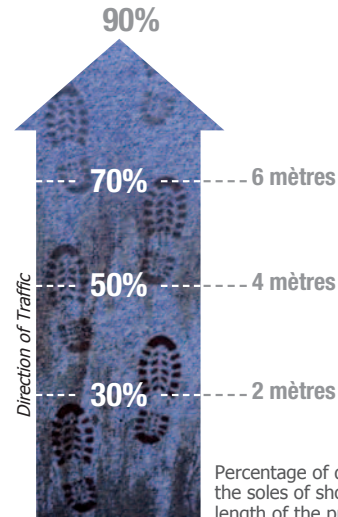
SET UP A PROTECTION PLAN AT ENTRY POINT:

- The dirt arrives mostly from outside via your employees, customers, visitors, public...
- Clean mats positioned at the entry will capture up to 90% of the dirt and moisture off the shoes. If large enough, then they significantly reduce the need for cleaning. But again must be cleaning regularly.

NO NEED TO RESTRICT ACCESS TO YOUR FACILITIES

To keep your carpets clean throughout the year and increase your carpet life by 30 to 40%.

- Control your floor maintenance costs while being compliant with the floor covering manufacturer's warranty and maintenance requirements with appropriate protocols to safeguards expenses.



Percentage of dirt removed from the soles of shoes according to the length of the protection matting.

CREATE YOUR MAINTENANCE PLAN

consistent with traffic type, the proximity of the entry point and the scale of dirt.

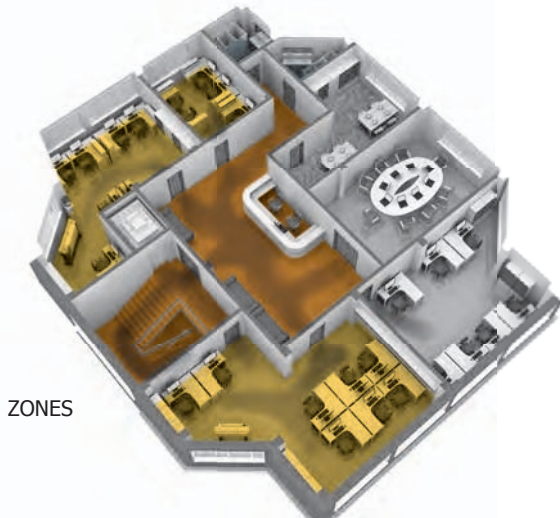
ZONES

- Heavy Traffic
- Medium
- Occasional



VACUUMING IS ESSENTIAL BUT NOT SUFFICIENT TO MAINTAIN QUALITY & HYGIENE

The abrasion by the dirt & sand left behind after vacuuming in the carpet fibres, causes shearing damage and a premature wearing of these key traffic zones.



ZONES

LOOKING FOR A PROVEN ALTERNATIVE

that is more effective & efficient than these methods

Method	Disadvantages	Precaution	Performance
Dry Foam Shampoo ⁽¹⁾	<ul style="list-style-type: none"> Gradually these residue shampoo chemicals build up in floorcoverings and retain more dirt, this residual build must be removed later by injection/ extraction operation. 	<ul style="list-style-type: none"> These shampoos dry to a soft, sticky residue which will contribute to early resoiling if not removed fully and this why this method is not very effective. 	93 m ² /h
Wet foam shampoo ⁽¹⁾	<ul style="list-style-type: none"> Soaks the floorcoverings in Chemicals. Long drying time. Risk of deterioration 	<ul style="list-style-type: none"> Some looped type carpets may damage. Dry time in the order of 24 hours 	103 m ² /h
Rotary Bonnet cleaning with Spray ⁽²⁾	<ul style="list-style-type: none"> Is not regarded as deep cleaning method. Flat Rotary action, can harm some fibres by pulling. Requires a frequent change of soiled bonnets to avoid dirt transfer. Deep dirt left behind in the carpets may be transfered back to the surface after using this method. 	<ul style="list-style-type: none"> The maintenance brochure published by the world's largest carpet manufacturer, <i>Shaw Industries</i>, recommends not using this method. 	80 m ² /h
Powder ⁽²⁾	<ul style="list-style-type: none"> Surface cleaning. Sometimes ineffective if heavy soiling Sometimes it is difficult to remove all the powder. Not suitable for flocked (Flotex) and needle-point type floorings. 	<ul style="list-style-type: none"> A risk of residual airborne dust particles from the powder settling onto surrounding work area's, which is unhygienic and can also resulting in rapid re-fouling of floor-coverings. 	160 m ² /h
Injection/Extraction ⁽³⁾	<ul style="list-style-type: none"> Requires highly trained operators May cause significant wetting, shrinkage, cracking and irreversible discoloration of the floorcovering. Too strong a suction with fitted carpets on unsecured backing can move. 	<ul style="list-style-type: none"> Prohibited access to the area during the drying time. Risk of burns from steam. Dry time approximately 12 hours. 	51 m ² /h

Source La propreté « Traité technique » CTIP-BIP

Source ISSA
447 Cleaning Times

⁽¹⁾ Occasional - ⁽²⁾ Periodic - ⁽³⁾ Periodic with deep soiling

ROTOWASH The Power of Performance :

Better results, less cleaning time, lower cost !

100 % of your carpets are in need of regular care and maintenance

ROTOWASH Solutions are suitable for all textile floors coverings :

- Tufted, needle, flocked (Flotex)
- Polyamide, polypropylene, wool, mixtures

As well as installations including technical floors.

No disadvantage - with the full benefits of :

- + Deep and gentle brushing
- + Reduced moisture
- + Fastness of cleaning
- + Efficient mechanical recovery without suction



Plus :

- Simple and safe operation
- Instant operation
- Reduced downtime to cleaned areas
- Recommended by flooring manufacturers
- Eliminate early replacement of floor coverings
- Environmentally friendly method
 - Low water consumption
 - Efficient Design
 - Up to 90% saving on water and chemical cost compared to conventional methods

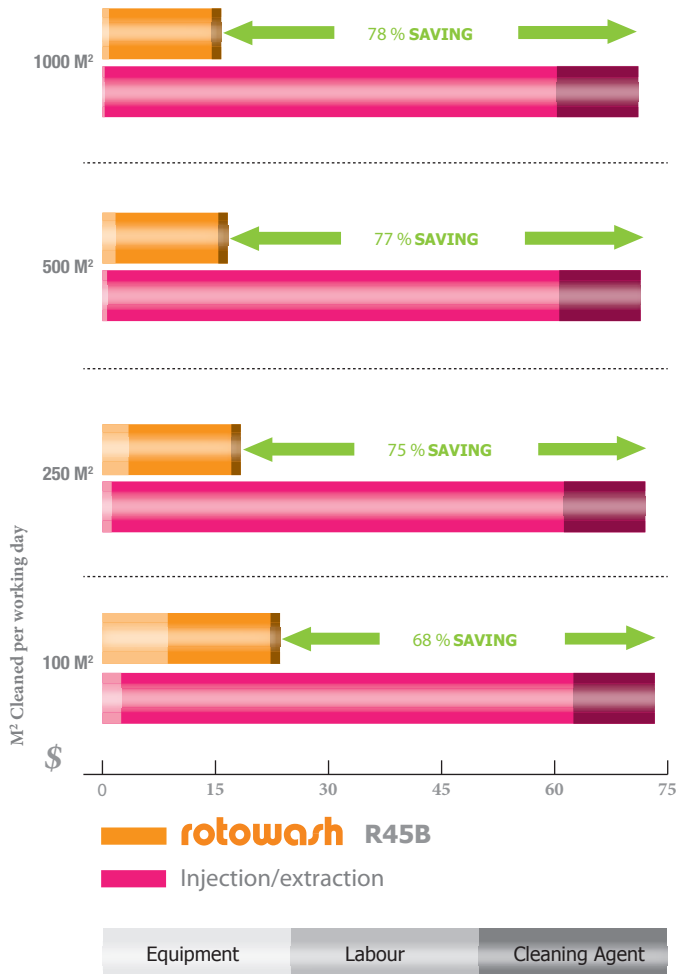
rotowash



An ECONOMIC AND ERGONOMIC METHOD for an adequate frequency of cleaning

Minimum costs thanks to :

- Efficiency of **206 to 372 m²/h** according to ISSA
- versatility to clean 100% of the dirt
- extended life of floor coverings



In 2009, the CTIP completed for ROTOWASH, a comparative study on the ergonomics of cleaning equipment :

Opinion of CTIP: study showed that the cleaning operators using the ROTOWASH, required much less force by comparison with regard to the other equipment tested and consideration of musculoskeletal disorders (MSDs).

		PHASE OF USE OF EQUIPMENT				
		Equipment				
Place of injury	rotowash			Rotary Flat	Injection Extraction	
	R45B	R4B	R30			
Use of equipment	Shoulders	+++	+++	+++	+++	+++
		3*	3	3	3	9
	Elbows	++	++	++	++	++
		2	2	2	6	6
	Wrists	+	+	++	++	++
		1	1	2	6	6
Lumbar	+++	+++	+++	+++	++	
	3	3	3	3	6	
Cervical					++	
					1	
Lower Body	++	++	++	++	++	
	2	2	2	2	2	

Note : Explanation of the calculation of the results

*The numbers appearing in these cells is the result of the multiplication of two factors

R = Frequency of Exposure x Level of Force on the body

F : Frequency of Exposure		C : Level of Force on body			
	Very rarely / Rarely	1	+	Slightly constraining	1
	frequently	2	++	Fairly constraining	2
	Consistently	3	+++	Strongly constraining	3

Conclusion: the **greater** the number of R, the higher the risk of MSDs

ROTOWASH - Clean multiple floors using the same machine

FAST - EFFICIENT - COST EFFECTIVE

Cleanliness and hygiene for all your floors



	Delicate	Soft	Hard	Reliefs and Anti Slip	Textiles	Profiled
Our Specialties	OILED PARQUET FLOORING WOODEN STONE FLOORS INTERLOCKING TILES	PVC CUSHIONED LINOLEUM RUBBER WOVEN VINYL	FLOOR TILES CONCRETE GRANITE TERRAZZO UNGLAZED CERAMIC	ALUMINIUM TILED FLOORING RESIN VINYL / PVC	CARPET RUGS FLOTEX WOOL SYNTHETIC	RUBBER STUDDED ENTRANCE MATTING CHECKER PLATE ESCALATORS TRAVELATORS

Single solution at all levels

Double cylindrical brushes for powerful in-depth Clean using linear mechanical action

Versatility: One machine for all floor cleaning methods (servicing, maintenance, renovation)

Extremely effective in one pass with minimal chemicals required

4 Hardness of brushes (Changed without tools in seconds) for best results

Fastness of cleaning to reduce the time of cleaning and immobilization of the area's

Easy to carry and move around all buildings and sites. Ideal for multi-site cleaning

Low consumption of water, electricity, chemicals and waste

Simple training of users, and reducing exposure to MSD (Musculo skeletal disorders)

Recommended by many leading manufacturers of floor coverings

Benefits of rotowash

<ul style="list-style-type: none"> > Highly Efficient > Quick Dry > Low Weight > No Splatter 	<ul style="list-style-type: none"> > Eco Cleaning > Reduce water usage > Cleaning right to the edge > No air contamination 	<ul style="list-style-type: none"> > Effective in joints > Brush pressure up to 300 g/cm² > Highly portable 	<ul style="list-style-type: none"> > Deep cleans and dries > Contra-rotating horizontal brushing 	<ul style="list-style-type: none"> > Reduced drying > Performance > Effective > Absence of residue 	<ul style="list-style-type: none"> > Restore appearance > Low water usage > No run off
--	--	--	--	--	--



To maintain Hygiene, Quality and Presentation, all ALL FLOOR COVERINGS must be cleaned regularly

COMMERCIAL



- Restaurants
- Bars/Clubs/Hotels
- Sporting Facilities
- Backpacker hostels
- Offices

HEALTH CARE



- Hospitals
- Medical Centres
- Nursing Homes
- Dental Surgeries
- Veterinary Clinics

EDUCATION



- Daycare Centres
- Schools
- Universities
- TAFE Colleges

RETAIL



- Shopping Centres
- Retail Outlets -
Customer Areas
Storage Areas

TRANSPORT



- Airlines
- Cruise Ships
- Railway Stations
- Trains
- Ferries



kleenkuip.com
rotowash
tofoomop

Sustainable efficiency since 1971

Kleen Kuip Supply Mart Inc.

11 Banigan Drive
Toronto ON Canada
M4H1G3
416-429-0401
1-800-565-2574

